


1-2-3 Draw

CARTOON PEOPLE

A step-by-step guide




by Steve Barr

1-2-3 Draw

CARTOON PEOPLE

A step-by-step guide



by Steve Barr

PEEL PRODUCTIONS, INC.



This book is dedicated to my two wonderful nieces, Kate and Brittany, and my nephew Austin—three of my favorite people, who also happen to be very talented artists!

– S.B.



Copyright ©2002 Steve Barr.
 All rights reserved, including the right of reproduction in whole or in part, in any form.
 Published by Peel Productions, Inc.
 Printed in Hong Kong

Library of Congress Cataloging-in-Publication Data

Barr, Steve, 1958-
 1-2-3 draw cartoon people : a step-by-step guide / by Steve Barr.
 v. cm.
 Contents: Before you begin -- A few cartooning tips -- Basic shapes and lines -- Heads -- Hair -- Expressions and emotions -- Hands -- Arms -- Boy -- Girl -- Grandpop -- Grandmom -- Characters in motion -- Certificate.
 ISBN 0-939217-46-5 (alk. paper)
 1. Human beings--Caricatures and cartoons--Juvenile literature. 2. Cartooning--Technique--Juvenile literature. 3. Drawing--Technique. 4. Human beings in art. I. Title. II. Title. One-two-three draw cartoon people. III. Title.
 NC1764.8.H84 B37 2002
 741.5--dc21

Distributed to the trade and art markets in North America by

NORTH LIGHT BOOKS,
 an imprint of F&W Publications, Inc.
 4700 East Galbraith Road
 Cincinnati, OH 45236

(800) 289-0963

2002009932

Contents



Before you begin	4
A few cartooning tips	5
Basic shapes and lines	6
Heads	7
Hair	11
Expressions and emotions	16
Hands	30
Arms	32
Boy	33
Girl	39
Grandpop	45
Grandmom	49
Characters in motion	53
Certificate	64



Stop! Look! Listen!

Before you begin...

You will need:

- 1 a sharpened pencil
- 2 paper
- 3 an eraser
- 4 a pencil sharpener
- 5 colored pencils, markers or crayons
- 6 a comfortable place to sit and draw
- 7 a good light source

Let's draw cartoon people!

No Rules!

This book is designed to teach the basics of drawing cartoon people. There are no rules about cartooning, so you can spend hours just sketching, doodling and playing with different shapes. Just have fun!



Sketch, doodle, play!

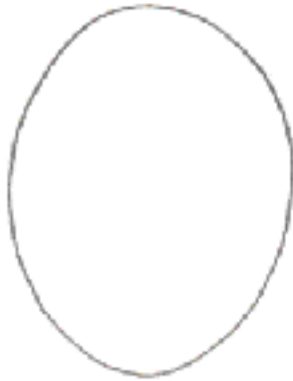
If the instructions tell you to use an oval to draw a nose and you want to use a triangle...draw a triangle. Cartooning is all about having fun drawing. Experiment, try out some crazy ideas. If it makes you and your friends smile, or giggle, or even laugh out loud, you're doing it right!

A few cartooning tips

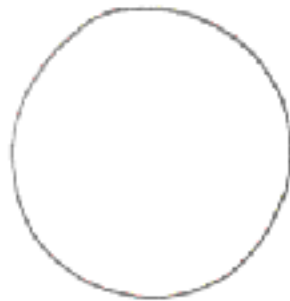
- 1 Draw lightly at first—SKETCH, so you can erase extra lines.
- 2 Practice, practice, practice!
- 3 Have fun cartooning!

Basic Shapes and Lines

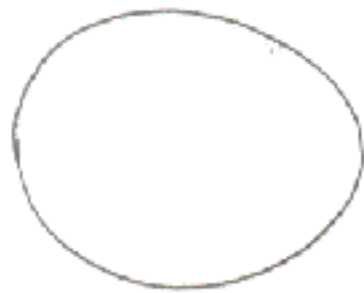
Here are some basic shapes and lines you will use to draw cartoon people:



Oval



Circle



Egg



Rectangle



Square



Triangle



Straight lines

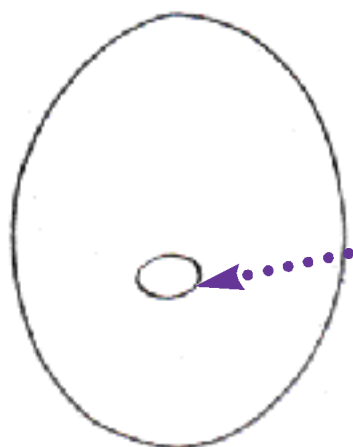


Squiggly lines



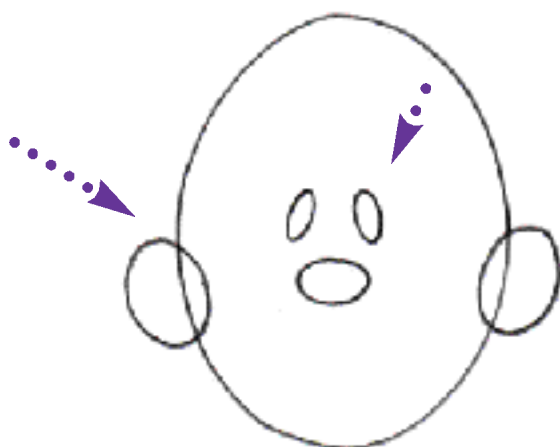
Curved lines

Heads (Front View)

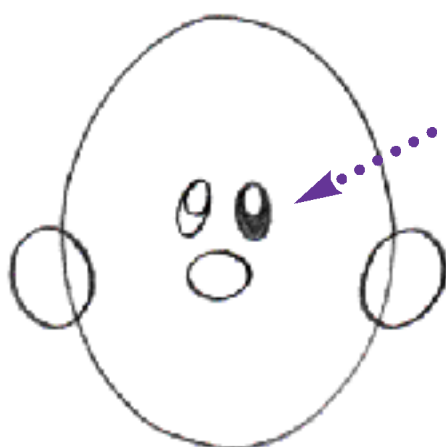


Let's begin by drawing a front view of a cartoon boy's head. Using basic shapes and lines, we will create a unique expression for our cartoon character.

- 1 Sketch an **oval** for the head. Draw a small **oval** inside it for the nose.



- 2 Add two **egg** shapes, level with the nose, for ears. Draw two **ovals** above the nose for the eyes.




- 3 Draw a small **oval** at the top of each eye. Darken around that oval in both eyes.


- 4 Draw a **curved line** for the mouth. Add a **straight line**, on each side of the mouth, for a smile.



- 5 Draw a half **circle**, on the top of the head, for hair. Add a few **curved lines** for hair strands.



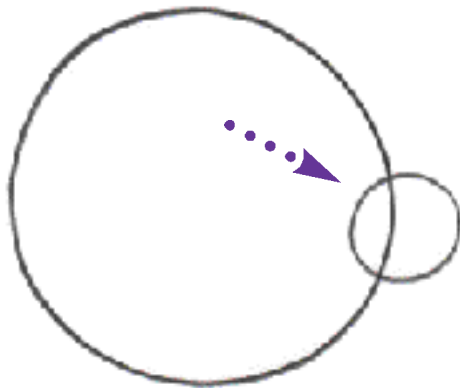
- 6 LOOK at the final drawing!
Erase extra sketch lines. Darken the final lines. Add color!



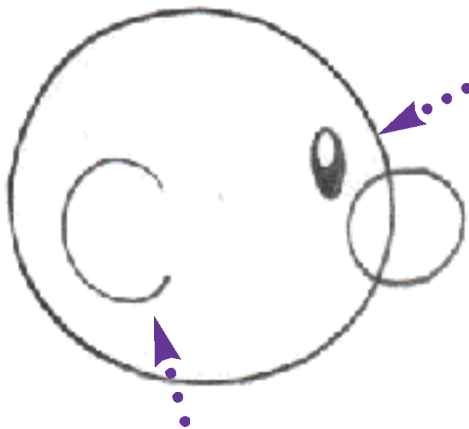
Good Job!

Heads (Side View)

People come in all shapes and sizes, so let's draw a chubby face this time.



- 1 Sketch a **circle** for the head. Sketch a small **circle** for the nose.



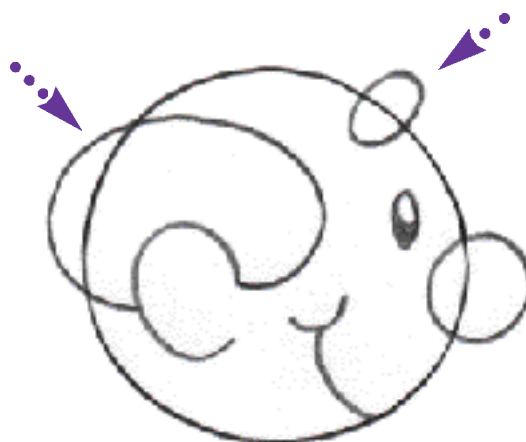
- 2 Draw an **oval**, with a smaller **oval** inside, for the eye. Darken around the smaller oval.

Draw a partial **oval** for the ear.




- 3 Draw two **curved lines** for the smiling mouth.

- 4 Draw an **egg** shape around his ear for hair. Add a tilted **oval** for an eyebrow.



- 5 LOOK at the final drawing! Erase extra sketch lines. Darken the final lines. Color your Grandpop.



WOW! You drew a great Grandpop's face!

Hair

Hair can make a huge difference in a cartoon character's appearance.

Look at these samples of different hair styles drawn on the same face. Can you see how the hair changes the entire character?

Let's create some hair styles...



Curly Hair



- 1** Draw a basic happy face (page 7). **2** Draw **curved lines** for curly hair.



- 3** Add more **curved lines**. **4** Add more **curved lines** around the head, connecting to the ears.



- 5** Add more **curved lines**. **6** Erase extra sketch lines. Darken the final lines. Add color!



1-2-3 Draw

ORDER FORM

Peel Productions, Inc.
 c/o Pathway Book Service
 4 White Brook Road • Gilsum, NH 03448
 800-345-6665 • fax 603-357-2073
 pbs@pathwaybook.com

[Click here for secure online ordering](#)

Bill to:	Ship to:
----------	----------

check
 money order
 purchase order # _____
 Visa
 Mastercard
 Card number _____
 Expiration date: _____
 Signature: _____

ISBN	Title	Author	Quantity	Price	Total
1-2-3 Draw series - all full color					
0-939217-40-6	1-2-3 Draw Pets and Farm Animals	Levin	_____	.8.99 . . .	_____
0-939217-41-4	1-2-3 Draw Dinosaurs and Prehistoric Animals	Levin	_____	.8.99 . . .	_____
0-939217-42-2	1-2-3 Draw Wild Animals	Levin	_____	.8.99 . . .	_____
0-939217-43-0	1-2-3 Draw Knights, Castles, and Dragons	Levin	_____	.8.99 . . .	_____
0-939217-44-9	1-2-3 Draw Cars, Trucks, and Other Vehicles.	Levin	_____	.8.99 . . .	_____
0-939217-45-7	1-2-3 Draw Mythical Creatures	Levin	_____	.8.99 . . .	_____
0-939217-46-5	1-2-3 Draw Cartoon People	Barr	_____	.8.99 . . .	_____
0-939217-47-3	1-2-3 Draw Cartoon Faces	Barr	_____	.8.99 . . .	_____
0-939217-48-1	1-2-3 Draw Cartoon Animals	Barr	_____	.8.99 . . .	_____
0-939217-70-8	1-2-3 Draw Cartoon Wildlife.	Barr	_____	.8.99 . . .	_____
0-939217-71-6	1-2-3 Draw Cartoon Aliens and Space Stuff.	Barr	_____	.8.99 . . .	_____
0-939217-72-4	1-2-3 Draw Cartoon Sea Critters	Barr	_____	.8.99 . . .	_____
0-939217-73-2	1-2-3 Draw Cool Cartoon Stuff	Barr	_____	.8.99 . . .	_____
0-939217-74-0	1-2-3 Draw Cartoon Monsters (spring 2004)	Barr	_____	.8.99 . . .	_____

Draw Series - black and white except as noted

0-939217-14-7	Draw 3-D	DuBosque.	_____	.8.99 . . .	_____
0-939217-31-7	Draw Alien Fantasies	Reinagle	_____	.8.99 . . .	_____
0-939217-29-5	Draw Cars (rev ed).	DuBosque.	_____	.8.99 . . .	_____
0-939217-26-0	Draw Desert Animals.	DuBosque.	_____	.8.95 . . .	_____
0-939217-22-8	Draw Dinosaurs	DuBosque.	_____	.8.99 . . .	_____
0-939217-25-2	Draw Grassland Animals.	DuBosque.	_____	.8.99 . . .	_____
0-939217-28-7	Draw Insects.	DuBosque.	_____	.8.95 . . .	_____
0-939217-33-3	Draw Magical Fantasies - full color	Reinagle	_____	.8.99 . . .	_____
0-939217-30-9	Draw Medieval Fantasies.	Reinagle	_____	.8.99 . . .	_____
0-939217-24-4	Draw Ocean Animals.	DuBosque.	_____	.8.99 . . .	_____
0-939217-23-6	Draw Rainforest Animals	DuBosque.	_____	.8.99 . . .	_____
0-939217-32-5	Draw Sports Figures.	Reinagle	_____	.8.99 . . .	_____
0-939217-16-3	Learn To Draw NOW!	DuBosque.	_____	.8.99 . . .	_____

Order more and save! Order 10 or more books and pay only \$7.25 each! (shipping \$3.95 per order)

subtotal. _____
 shipping. **3.95**
 TOTAL _____

Art Instruction / Drawing

1-2-3 Draw CARTOON PEOPLE

Starting with simple shapes, young artists can quickly learn to create their own cartoon figures, for hours of fun and learning.

Grab a pencil and let's get started!



Steve Barr lives in the mountains of North Carolina. He has written and drawn a nationally syndicated comic strip, designed and illustrated board games, children's books, card decks and other educational materials. He's created character design and key cells for animation projects. His background also includes drawing greeting cards, single panel gag cartoons, newspaper and magazine illustration, advertising art, hidden pictures, maps and just about anything else you can imagine. In his spare time he likes to draw.



US\$ 8.99
(CAN \$13.99)

32274

ISBN 0 49817 46 5

00000



EAN

9 780498 174605



UPC

0 35313 32274 7